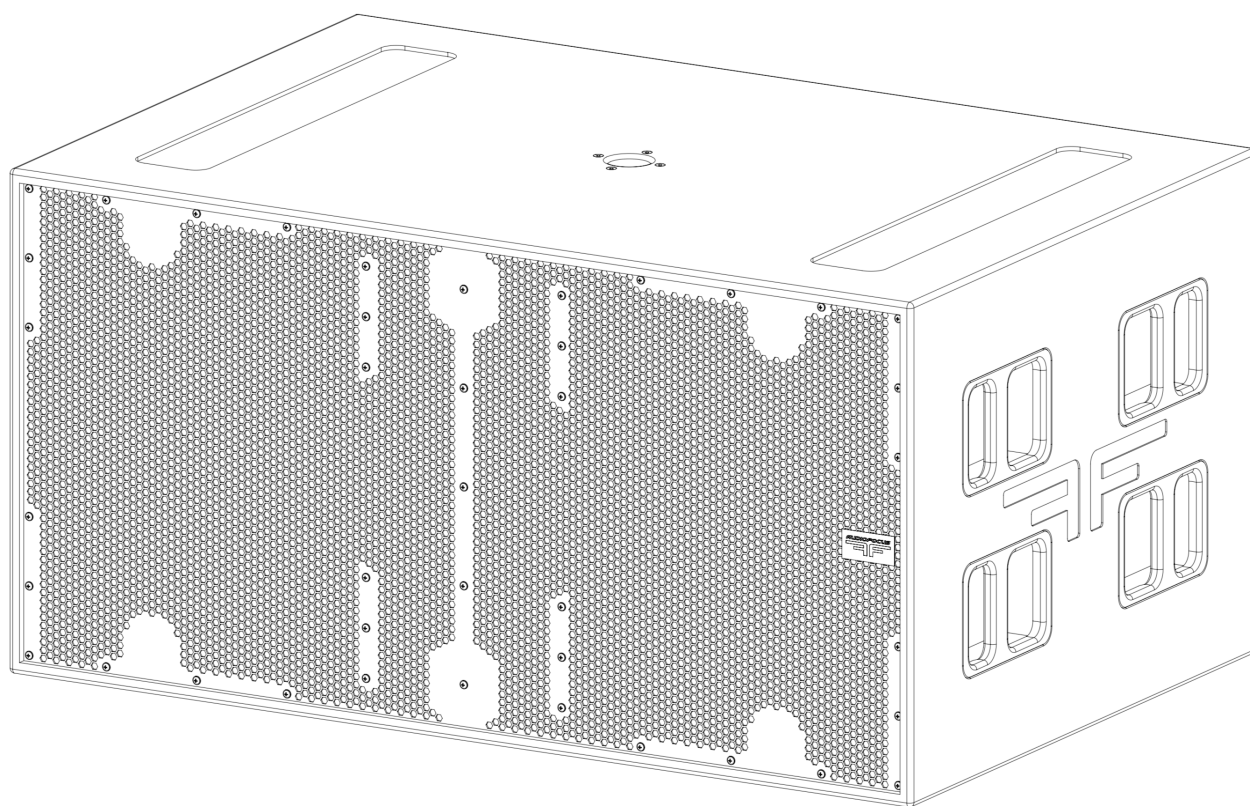


AUDIOFOCUS



AUDIOFOCUS MTsub218mkII



USER'S MANUAL V1.0



1 SUMMURY

2 SECURITY STATEMENT

2.1 NORMS

2.2 HANDLING

2.3 SOUND LEVEL

3 SYSTEM COMPONENT

3.1 INTRODUCTION

3.2 MTsub218mkII

3.3 LOW END

3.4 HARDWARE AND COVER

4 SETUP

4.1 PRESET SELECTION

4.2 EASE PREDICTION

4.3 WIRING

4.4 MAINTENANCE

5 TECHNICAL SPECIFICATIONS

6 CONTACT AND LINK

2 SECURITY STATEMENT

2.1 NORMS

LDC, EMC, RoHS and CE guidelines

Audiofocus s.a.
rue du Polissou 17
B-5590 Achêne
Belgium
Tel: +32 (0) 83 21 80 54
Fax: +32 (0) 83 21 80 57



declare that the mtsb218mkII and mtsb218mkII hardware are conform to the CE registration.

Tests standard:

IEC60065:2001+A1 and EN60065:2002+A1:2006
EN55013:2001+A1/2003+A2:2006
EN55020:2002+A1:2003+A2:2005
EN61000-3-2:2000+A2:2005
EN61000-3-2:2295+A1:2001+A2:2005

Ing. Xavier Marchal
Audiofocus R&D Director

Maximum load have been tested and approved by Vinçotte, s.a.-CERTEST Products

2.2 HANDLING

Keep the device away from moisture!
AF is not responsible for third party material use, for example foot lift.

2.3 SOUND LEVEL

MTSub218mkII can deliver high sound pressure level that could damage ear permanently.
The system has to be used with care for the user and public exposed to sound.

3 SYSTEM COMPONENT

3.1 INTRODUCTION

Thank you for choosing the AUDIOFOCUS MTsub218mkII.

This user manual contains essential information about deploying MTsub218mkII elements to their full capability. Carefully read this document in order to become familiar with the system.

We're sure you will find the MTsub218mkII to be highly versatile units in your professional sound reinforcement inventory.

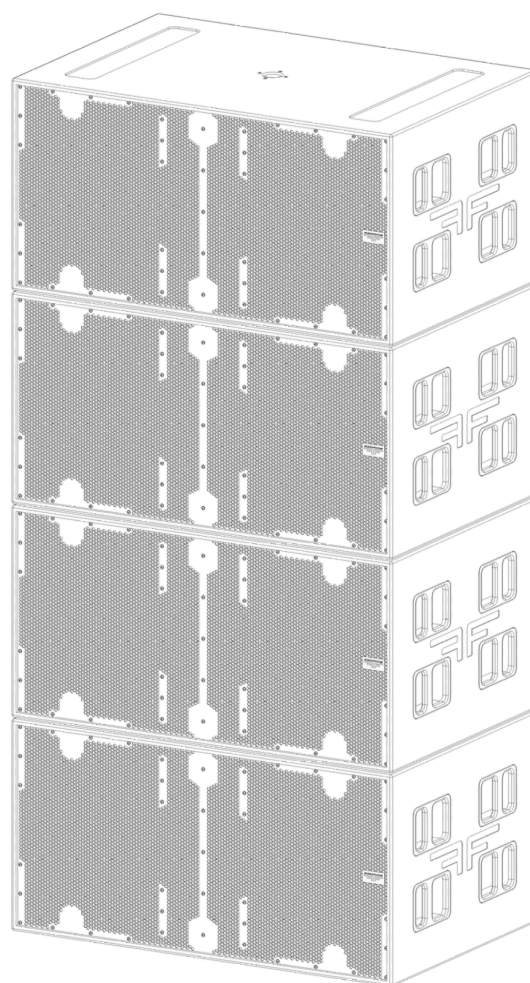
3.2 MTsub218mkII

MTsub218mkII is a subwoofer cabinet suitable for a wide range of sound reinforcement applications from small to large scale concerts or theaters where sound quality is crucial.

The MTsub218mkII is active from 40Hz to 110Hz @ -3dB.

The MTsub218mkII come as an active self-powered unit or passive.

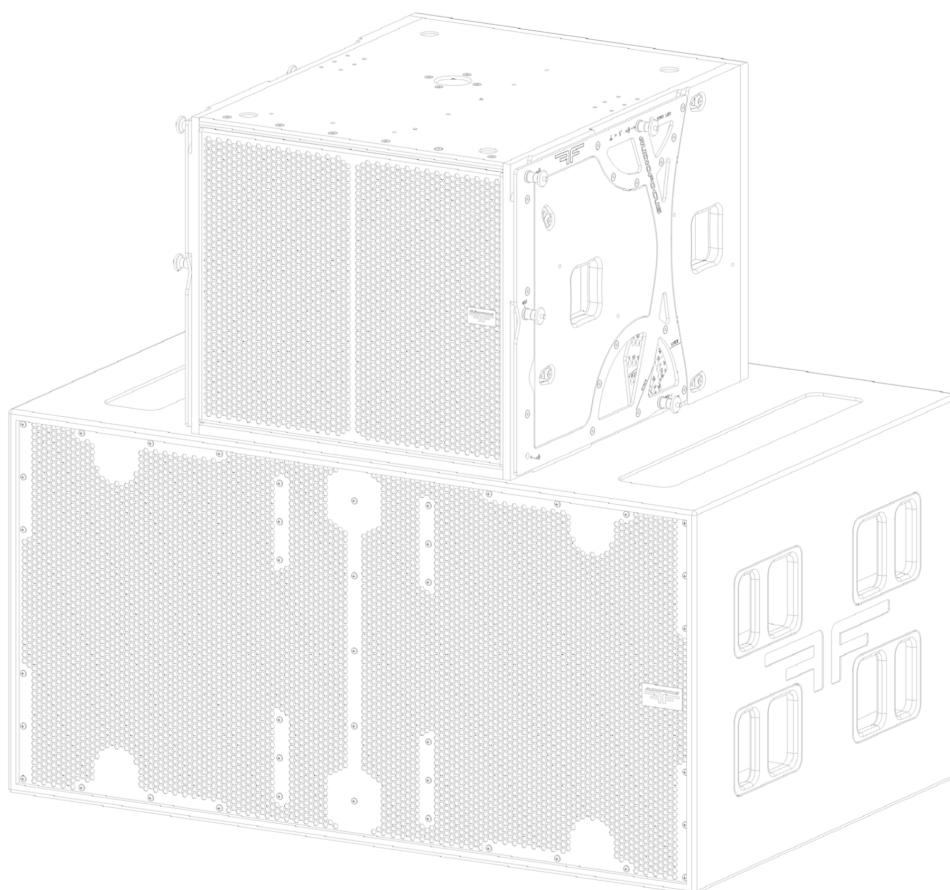
The MTsub218mkII is driven with the recommend Powersoft amplifiers with custom presets especially developed for AUDIOFOCUS MTsub218mkII.



3.3 LOW END

B18

The MTsub218mkII can be coupled with B18 in two way as the B18 can reinforce SUB (B18 on preset3) or be a bass companion (B18 on preset4).

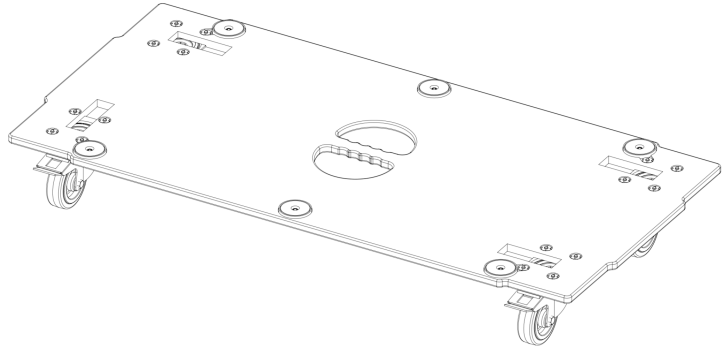


3.4 HARDWARE AND COVER

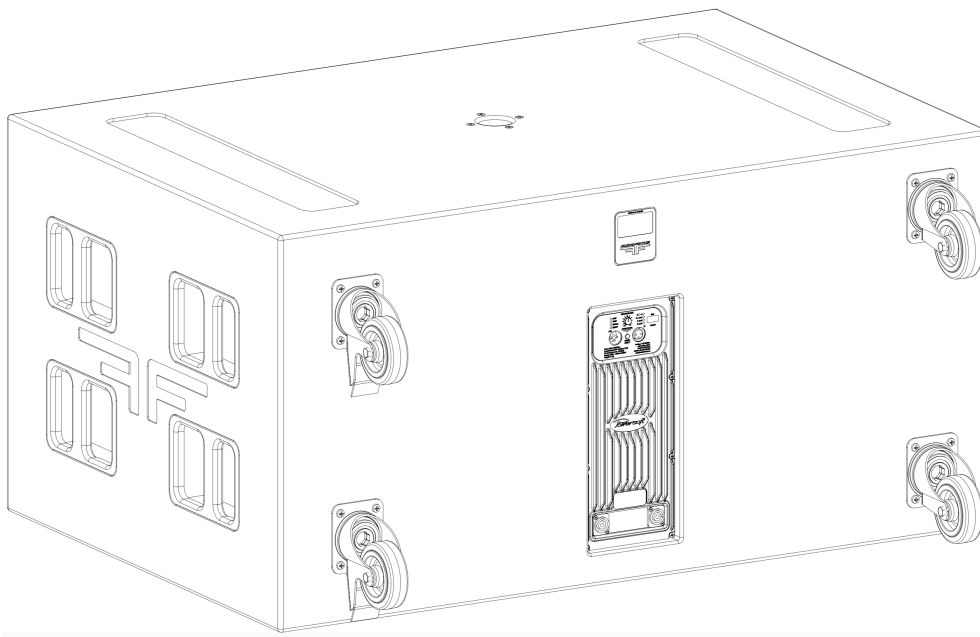
The MTsub218mkII back amp cover protect the system from direct rain an direct sunlight. Ambient temperature and amplifier temperature are related but not the same! (amplifier start limiting at 75°C)

Transport cover for MTsub218mkII are recommended to ensure a long life to the system

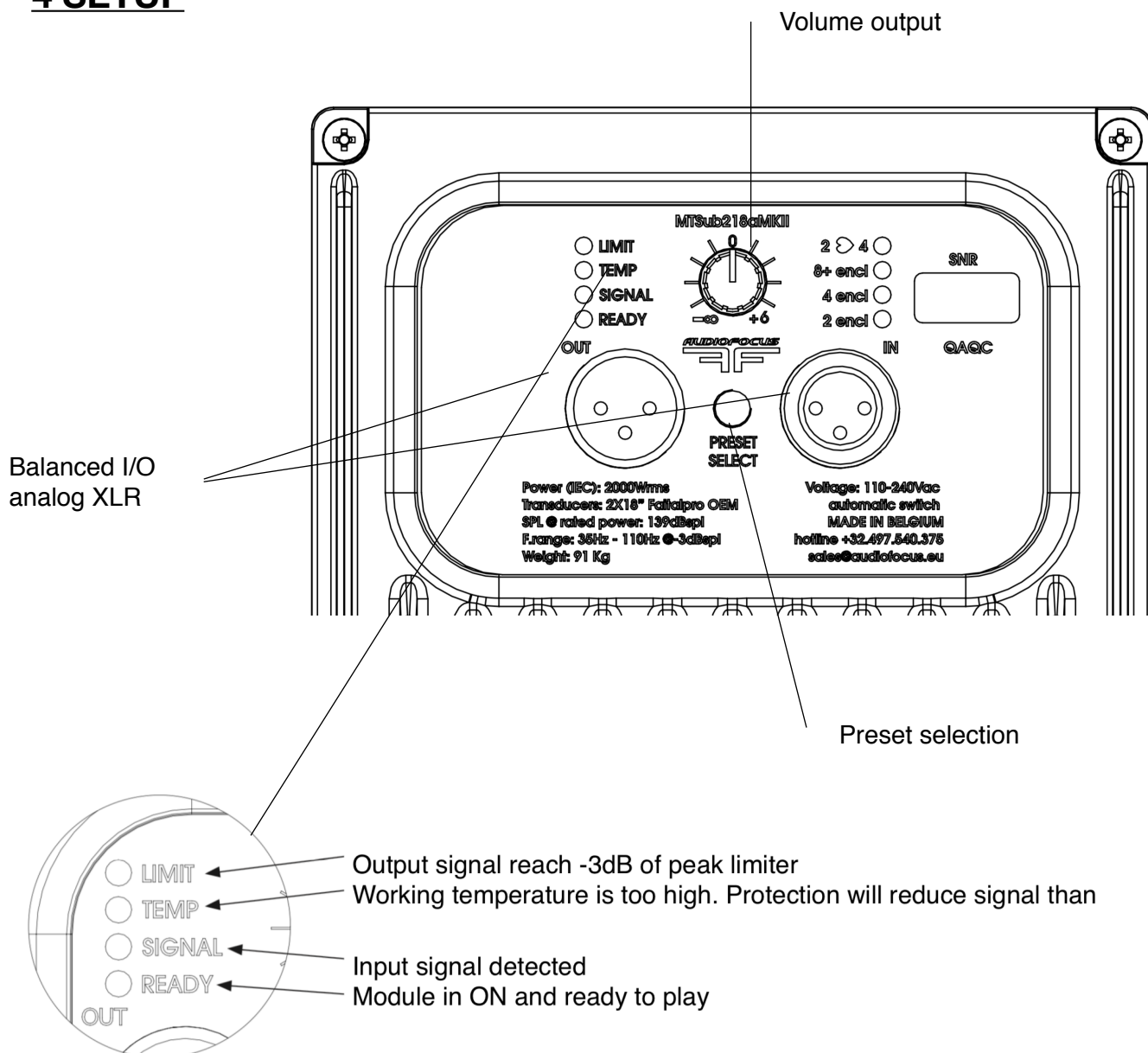
Wheel board are recommended to ensure a long life to the system



Back wheels option is available on request



4 SETUP



4.1 PRESET SELECTION

The MTsub218mkII amplifier come with 3 presets choice corresponding to the number of speaker in use on one stack...

Preset1:2 enclosures

Preset2:4 enclosures

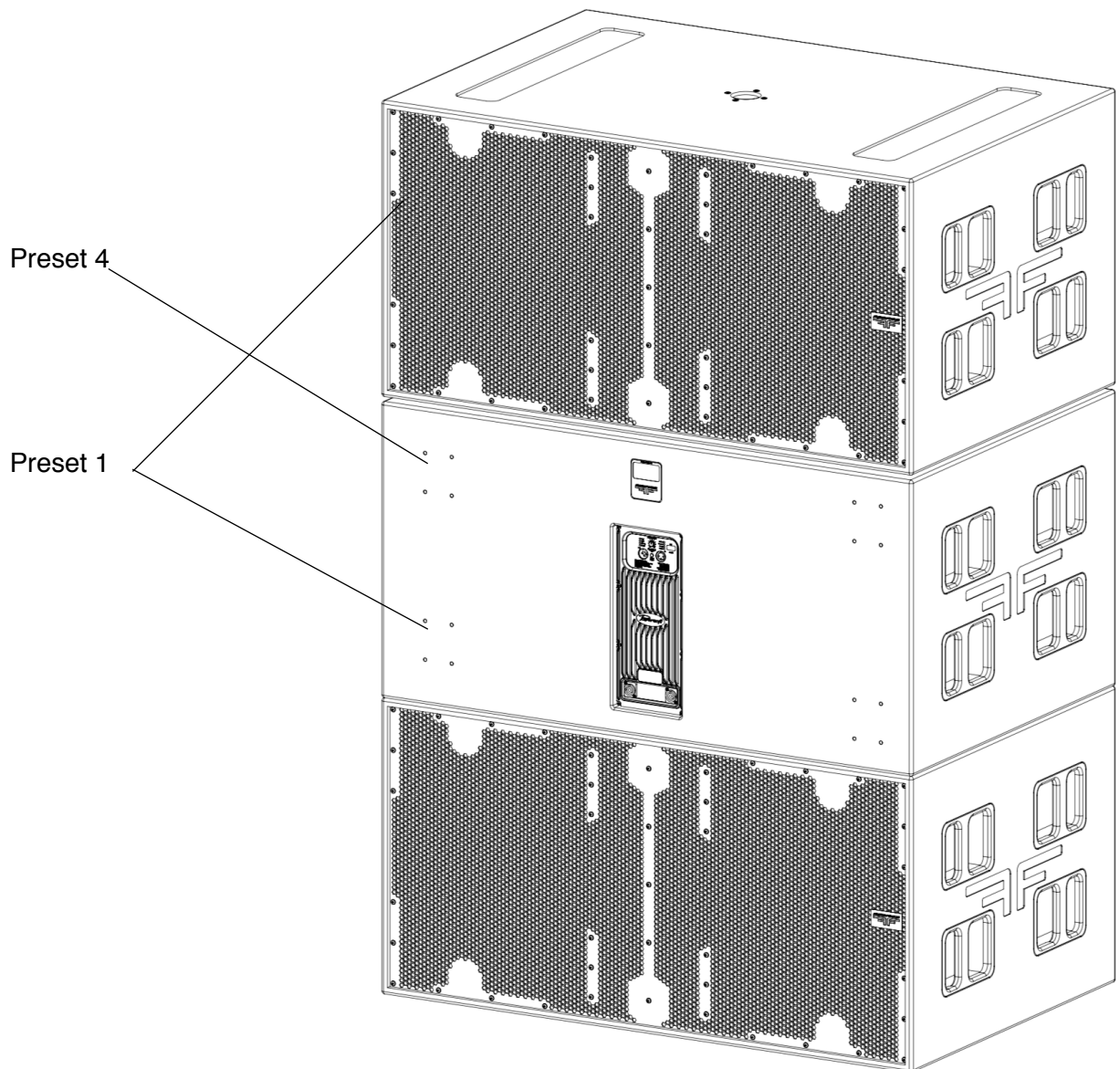
Preset3:8 enclosures

...and one in a cardioid subwoofer configuration

Preset4:cardio



AUDIOFOCUS MTsub218mkII
USER'S MANUAL



4.2 EASE PREDICTION

Please refer to Easefocus quick start guide.

4.3 WIRING

Audiofocus power and signal cables with the appropriate section, length and connectors for passive and active speaker are recommended.


Connect power and signal cables as describe on the technical drawing. Make sure the preset, volume are right. Check the signal output before application and lifting.



AUDIOFOCUS MTsub218mkII
USER'S MANUAL

XLR Input and Output analog link

POWERCON input and link



4.4 MAINTENANCE

Remove the cover if any liquid hit it, let it dry. If you need to clean it, use no aggressive product for synthetic material.

You want to have regular check of the general aspect of the cabinet. Wood paint part can be clean with maintenance furniture product, metal part with a microfiber.

Audiofocus preset upgrade is available on every speaker thru Armonia software, with the required update kit following version.



AUDIOFOCUS MTsub218mkII
USER'S MANUAL

5 TECHNICAL SPECIFICATIONS

MTSub 218AMKII (active)

Type

Vented & AF design

Drivers

2 x 18" woofer & 3" voice coil custom made in Italy

Frequency range (1)

40Hz-110Hz

Power handling (2)

2.000W

Maximum power handling (3)

3.000W

Peak power (4)

4000W

Nominal Impedance

10kΩ

Directivity path

Omni

Cardioid preset

Sensitivity (5)

106 dB spl 2πsr

SPL Program (6)

140dB

SPL Peak (7)

142dB

Crossover frequency

40-110Hz 4th order Butterworth

Presets

4 presets

Line Connectors

1IN, 1OUT XLR

Power Connectors

2X Powercon linked

Dimensions (h x w x d)

605 x 1200 x 800 mm (including feet)

Weight

91kg

Finish

Highly resistant polyurea coating

Material

First grade birch plywood 15 & 24 mm

Mounting accessories

M20 + 35 mm standard flange

Compatibility

Powersoft & Armonia software

`



Accessories

Over-hat, T-yoke, protective cover, magnetic wheel plate, wheels with lock system

(1) Two hours test nominal program power using a 60Hz-20kHz band pink noise test signal.

(2) Two hours according to our standard close to AES standard. Program power rating is measured globally using a 60Hz-20kHz band pink noise test signal with 50% duty cycle (applied for 2 hours).

(3) The peak power rating represents the maximum permitted instantaneous peak level over a maximum period of 10 ms which will be withstood by the bass section without damage and 2 ms which will be withstood by the high section without damage.

(4) Produce by the PPS© protection when works.

(5) Within $\pm 3\text{dB}$

(6) Average axial sensitivity@ 1 W/ 1m 4πsr for tops and 2πsr for sub bass.

(7) Average maximum axial spl @full power.

(8) Crest transient spl @full power.

(9) Theoretical dispersion.

(10) Theoretical dispersion.

6 CONTACT AND LINK

www.audiofocus.eu

info@audiofocus.eu

www.facebook.com/AudiofocusPage/

www.facebook.com/groups/AUDIOFOCUS/